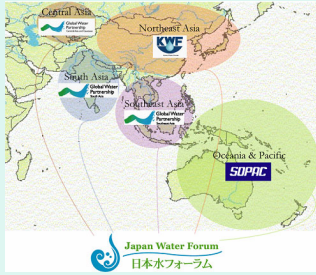


## Asia-Pacific Water Forum (APWF) Initiative



## Population (2003) Asia-Pacific Region

- 1. World: 6,301,463 (thousands)
- 2. Asia-Pacific: 3,673,911 (thousands)
- 2/1: **58%**

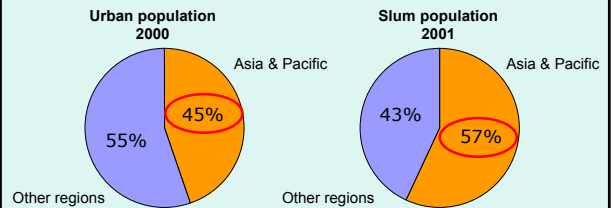
Population Division, DESA, UN

## Land (2002) Asia-Pacific Region

- 1. World: 13,427,880 (1,000 ha)
- 2. Asia-Pacific: 3,579,560 (1,000 ha)
- 2/1: **27%**

FAOSTAT

## Slum population in Asia and Pacific



### Definition of:

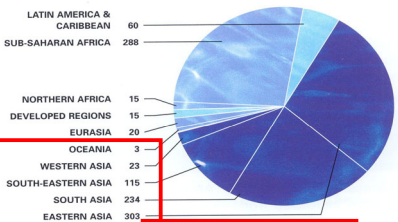
slum household [code 504, Millennium Development Goal indicators data]  
 UN-HABITAT defines a slum household as a group of individuals living under the same roof who lack one or more (in some cities, two or more) of the following conditions: security of tenure, structural quality and durability of housing, access to safe water, access to sanitation facilities and sufficient living area.  
 slum population [code 487, Millennium Development Goal indicators data]  
 The proportion of households with access to secure tenure is 1 minus the percentage of the urban population that lives in slums. A slum is a contiguous settlement where the inhabitants are characterized as having inadequate housing and basic services.

Source:  
 Population Division of the Department of Economic and Social Affairs of the United Nations Secretariat, World Population Prospects: The 2002 Revision and World Urbanization Prospects: The 2003 Revision  
 United Nations HABITAT Millennium Development Goals

## <Quantifying Water>

**More than one billion people, most of them in Asia, are still without improved drinking water sources**

FIGURE 2 Population without improved drinking water sources by region in 2002 (in millions)

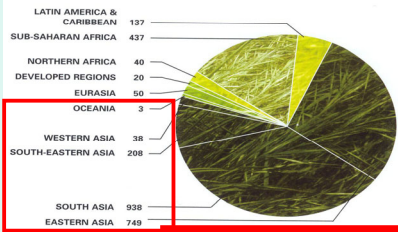


Source: UNICEF, WHO  
 A Mid-Term Assessment of Progress

## <Quantifying Water>

**2.6 billion people without improved sanitation**

FIGURE 6 Population without improved sanitation by region in 2002 (in millions)



Source: UNICEF, WHO  
 A Mid-Term Assessment of Progress

### <Quantifying Water>

## MDG Indicators of Greatest Concern in Asia and the Pacific - Number of Off Track Countries -

- Rural Water Supplies 52.9%
- National Poverty Line 53.8%
- Infant and under-5 Mortality 46.8%, 40.4%
- Malnutrition 42.9%
- Primary enrolment 39.4%
- Maternal Mortality 66.7%

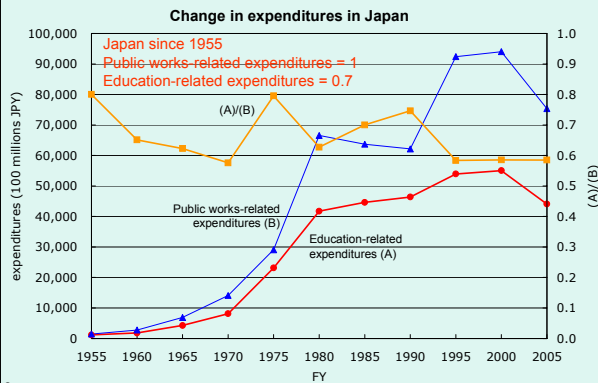
UNESCAP, UNDP & ADB, 2005. *A Future Within Reach*

## Priority Target 1 in Asia - Pacific

**To increase targeted "1.7" investments  
"1" for Water and Sanitation Infrastructure  
"0.7" for Human Resources Development**

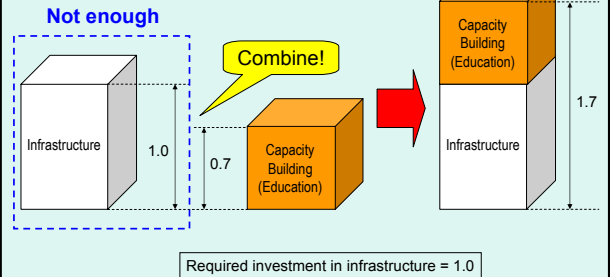
- ⇒ Greater investments will be required in education to improve operation and maintenance, and in further improvement of existing infrastructures.
- ⇒ Furthermore, new infrastructure should be invested in parallel with education to enable people to use these at full value.

### Public works-related expenditures



## "1.7" Investments !

**Total Investment required for the region to meet  
Target 10 by 2015 : US \$100 Billion  
US\$60 (Infrastructure) + US\$40 (HRD)**

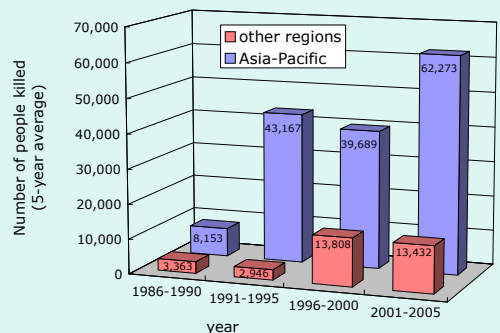


## Priority Target 2 in Asia - Pacific

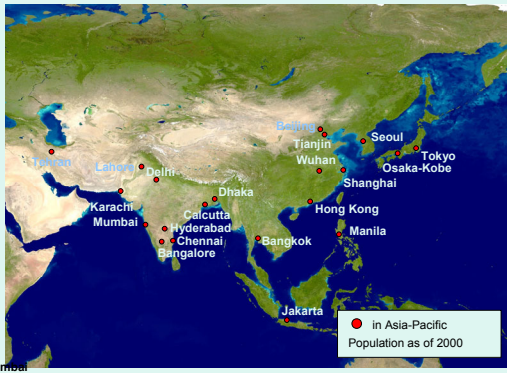
**To drastically reduce the vulnerability of  
human populations to water-related disasters**

- ⇒ Most major cities in the region are located along the coasts, which can be affected by two kinds of disasters:  
Flood (from land) & Tidal Surge (from sea)
- ⇒ Growing urban populations in the region also increase vulnerability to water-related disasters, as large cities, which act as magnet for the poor, concentrate along the coasts.

### Number of people killed by water-related disasters



### Asian and Pacific cities of 5 million or more



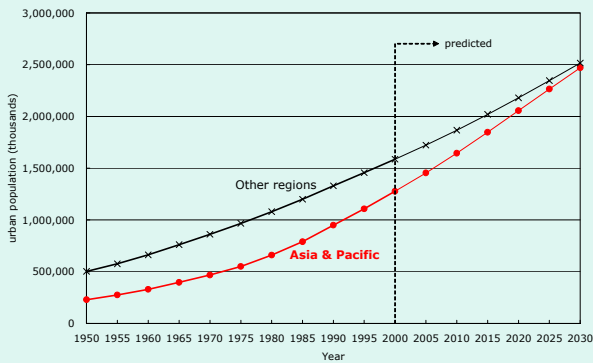
Source: Population Division of the Department of Economic and Social Affairs of the United Nations Secretariat, World Population Prospects: The 2002 Revision and World Urbanization Prospects: The 2003 Revision

### Asian and Pacific cities of 5 million or more



Source: Population Division of the Department of Economic and Social Affairs of the United Nations Secretariat, World Population Prospects: The 2002 Revision and World Urbanization Prospects: The 2003 Revision

### Growth of urban population in Asia and Pacific



Source: Population Division of the Department of Economic and Social Affairs of the United Nations Secretariat, World Population Prospects: The 2002 Revision and World Urbanization Prospects: The 2003 Revision

### Priority Target 3 in Asia - Pacific

#### To conserve and restore land-water interfaces for the improvement of water productivity

- ⇒ In the Asia-Pacific region, the importance of “natural water” as part of the environment has been embraced by many cultures throughout history.
- ⇒ To protect land-water interfaces is to protect life.

### Joint Message from the Asia-Pacific Region

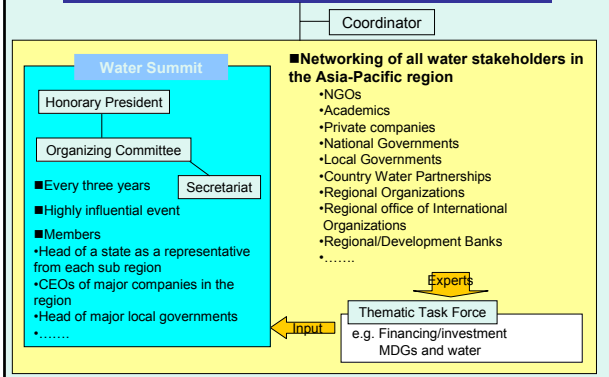
During the regional process leading up to the 4th World Water Forum, it became clear that several water-related issues and challenges were common across the entire Asia Pacific region.

Furthermore, with the increased interactions in the implementation of follow-up activities to the 3rd World Water Forum held in Kyoto in March 2003, stakeholders in the region quickly recognized that the region's diversity was not an obstacle but rather an asset to the identification and adoption of solutions to specific water issues.

Based upon this common understanding, we will establish a new network, the “Asia-Pacific Water Forum,” to work in complete solidarity to identify and adopt solutions to water issues in the region.

Adopted by Ministers & Partners in the Asia-Pacific Region at Asia-Pacific Water Ministerial Meeting, March 20, 2006

### Asia-Pacific Water Forum



Thank you!

